



GOBLES PUBLIC SCHOOLS



Tommie D. Saylor Jr., K-12 Principal

MS/HS Phone (269) 628-9345
Elm. Phone (269) 628-9445
tommie.saylor@gobles.org

"Excellence by Design"

409 North State Street
P.O. Box 412
Gobles, MI 49055

14-AUG-2020

Dear Parents/Guardians:

Below please find a Guardians Guide to Google and Google Classroom for Parents. We are providing this information in hopes that this will help you better understand the primary platform of which we will be utilizing this school year to educate your children. Our teachers will be placing their assignments, assessments, and educational support material on Google Classroom, and your students will be trained in how to access this information, complete the work, and turn the work into the teacher. Essentially, we will be utilizing digital learning materials as much as possible during the 2020-2021 school year.

With your help, and understanding on how Google Classroom operates, your student will never be very far from the educational materials and supports necessary to make this school year educationally rich and fruitful for all.

Sincerely,

Tommie D. Saylor Jr.

Tommie D. Saylor Jr., M.Ed.
K-12 Principal
Gobles Public Schools

Guardian's Guides to Google Tools

Digital resources to help support your child's learning from home.

Check out our Guardian's Guides to see how teachers and students are using Google's products, including Chromebooks and G Suite for Education. Google for Education aims to equip students with the tools they need to learn and collaborate anytime, anywhere.



Guardian's Guide to G Suite for Education

Using Docs, Slides, Sheets, Forms and more, your child can create and collaborate in real time.



Guardian's Guide to Chromebooks

Chromebooks are simple yet powerful, secure and shareable devices your child uses to create.



Guardian's Guide to Security & Privacy

Learn about Google's commitments and how we prioritize security from the beginning in our products.



Guardian's Guide to Classroom

Your child uses Classroom to access assignments, and communicate with their class.



Guardian's Guide to Accessibility

Accessibility features are built into G Suite and Chromebooks, so your child can learn in a way that works for them.



Guardian's Guide to Google Meet

Learn how to set up a video call using Meet, and how your child may be using it for distance learning.

For more on Google for Education, visit our [website](#), follow us on the [Keyword blog](#) and [Twitter](#).

Gobles Public School's Student Account Credentials

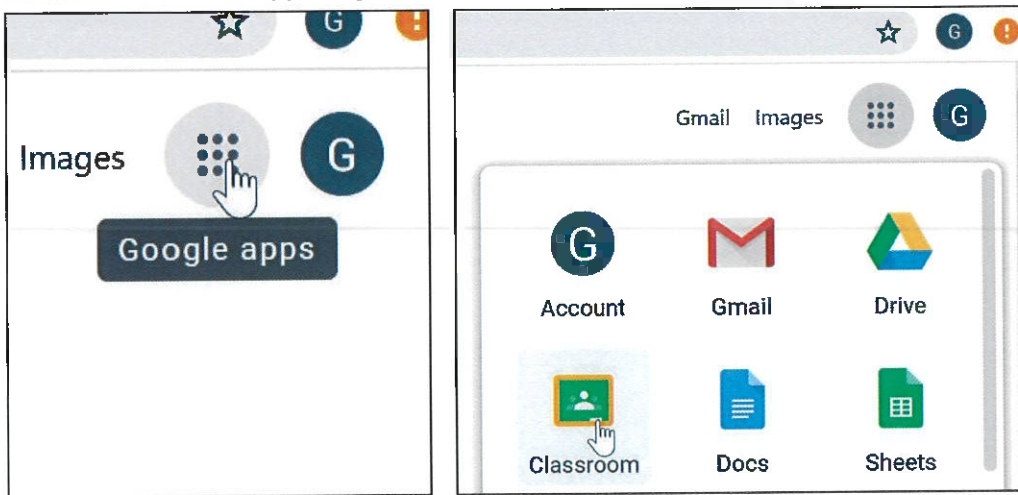
Student accounts at GPS use the following format.

- Email address: 22first.last@tigers.gobles.org (is the student ID assigned to your child's account)
- Ask your child for the password or have them log in for you.

You will need to be logged in using your child's GPS Google account to access any of the apps on this page.

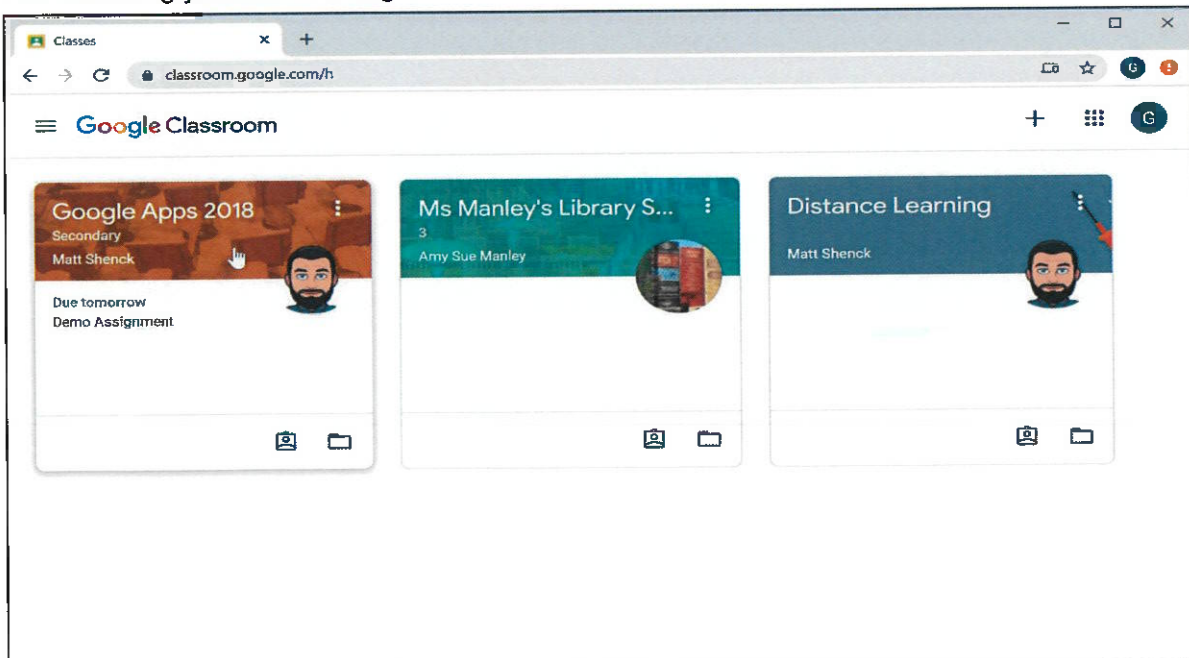
Accessing Google Classroom

1. Open your internet browser or district provided Chromebook and access Google Classroom.
 - a. **Internet browser:** Go to <https://classroom.google.com>
 - b. **District provided Chromebook:** After logging in using your Gobles Public School's student login, click on the waffle in the upper right corner and select Google classroom.



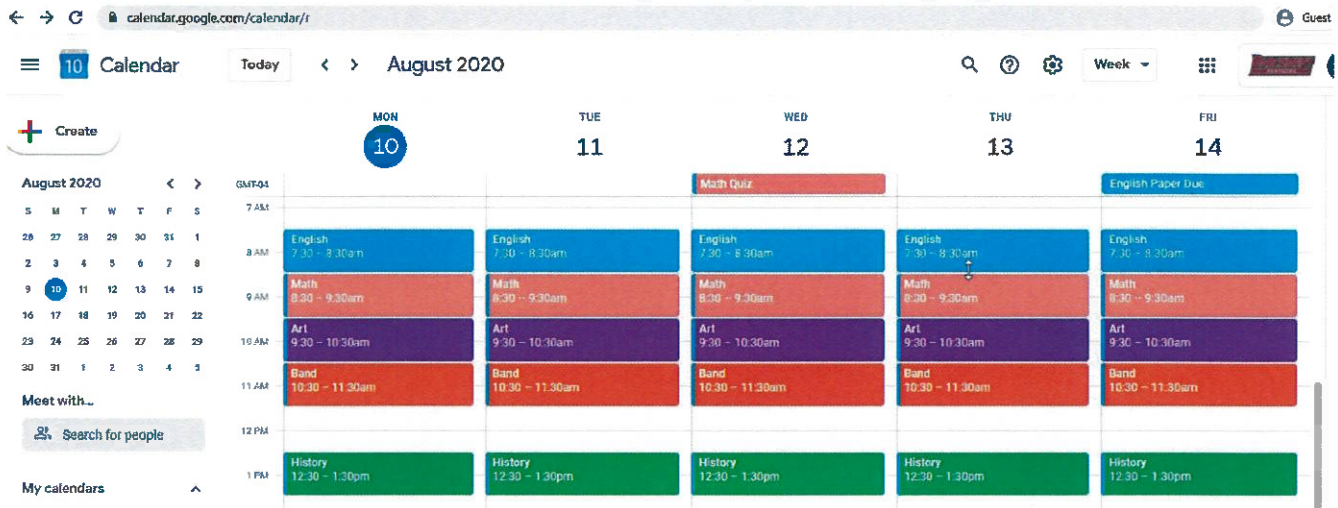
Google Classroom: First Look

The first thing you see in Google Classroom is all of the classes your child is in.



Check your Child's Schedule

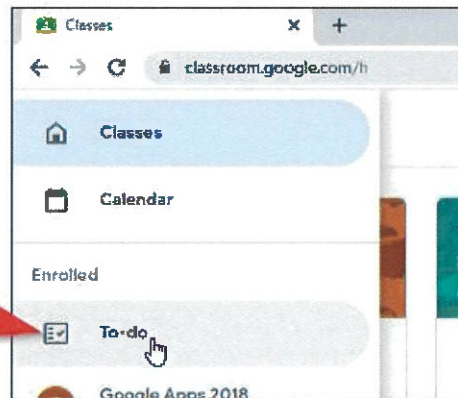

GPS's students will have a calendar with their daily schedule on it. You will see when classes are taking place and if there is a Google Meet, you will find the link to the Google Meet within the calendar event itself. Assignment due dates will appear on the calendar as well. To see the calendar, go to <https://calendar.google.com>.



Look at Assignments that are due

To view assignments that may be due in any of the classes your child is in:

1. Go to Google Classroom and click on the Main Menu icon in the upper right corner, and select **To-do**.



- 2.
3. From here you will see all the assignments that are due, missing assignments, and any other tasks that may need to be done that don't have a due date. You can sort the classes by clicking the **All classes** drop down, and selecting the class you want to focus on.

